



Ultraceram® Twin Countertop

Pure Stainless Steel Drinking Water System

Brochure

Superior Filtration & Convenience

The UltraCeram® **Pure Stainless Steel** Twin Countertop system provides a supreme quality, cost effective and portable method of water filtration, removing all contaminants of concern to the user including **FLUORIDE** and **CHLORAMINES**.

This unique system stands conveniently on the countertop for easy 'self' installation to the kitchen tap, using the special diverter valve provided. Fitted with the Ultraceram® Fluoride and Ultraceram® Carbon filter cartridges this system provides micro-biologically safe drinking water on demand.

ULTRACERAM CARBON
Superior 0.5 Micron Absolute Filtration

FLUORIDE REMOVAL
Removes 97.6% - 99.0% of Fluoride

5 YEAR WARRANTY*
Hand built & Factory Tested

The UltraCeram® Pure Stainless Steel Twin Countertop System



Now with **Chloramine Protection**
PLUS Fluoride Filtration

Filtration Test Results

IMPURITIES	REDUCTION %
e-Coli Bacteria	99.99
Residual Chlorine Content	99.0
FLUORIDE	97.6 - 99.0
THM	
Bromodichloromethane	99.3
Bromoform	99.3
Chloroform	99.5
Dibromochloromethane	99.3
METALS	
Zinc	99.7
Iron, Lead, Manganese, Cadmium	99.9
Copper, Mercury	99.9
Aluminium	98.7

Also Removes...	
Parasites/Cysts	Salmonella
Cryptosporidium	Cholera
Giardia	Sediment
Bacteria	Dirt & Rust

1 UltraCeram® Fluoride Cartridge

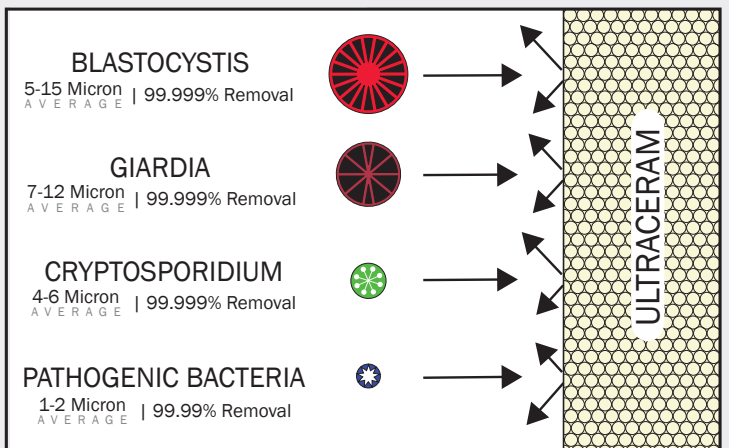
Made in USA

The UltraCeram® Fluoride Cartridge contains fine-mesh Activated Alumina to effectively reduce fluoride in your water supply by up to 99.9%.

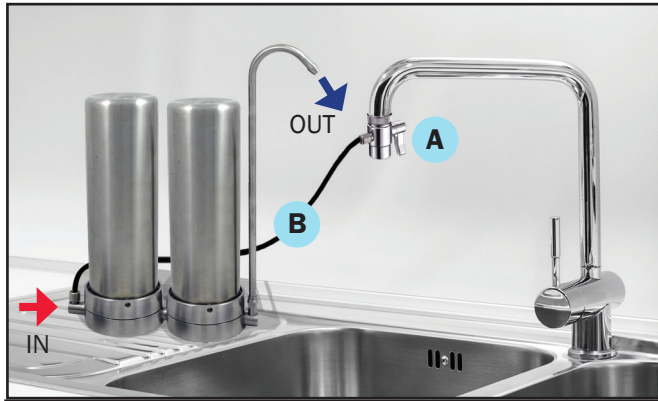
2 UltraCeram® Carbon Cartridge

Made in UK

The UltraCeram® Carbon is a dual stage; ceramic and carbon cartridge - combining the highly efficient filtration properties of ceramic with the enhanced water treatment properties of activated carbon.



Countertop Set Up




- A** Diverter connects the kitchen faucet to the white hose.
- B** 1/4" hose connects the diverter to the filter.

Step by Step Installation

- 1** Find a convenient location on your bench top to place the filtration system in reach of your chosen faucet.
- 2** Remove/unscrew the existing aerator off your existing faucet.
- 3** Simply connect/screw on the diverter valve. Ensure you have assembled the correct fittings depending on the male/female thread of your kitchen faucet. **Please refer to Diagram 2.**

Specifications

U.C. Carbon Filter Output	5,000 litres
U.C. Fluoride Filter Output	2,000 litres
Max Flow Rate	3 LPM
System Dimensions (cm)	27(W) x 30(H)
Warranty	5 years
Micron Rating	0.5 Micron absolute



Scrub Clean Filter

NOTE: Your UltraCeram® Carbon filter cartridge can be washed and reused.

Under cold running water, simply scrub it clean with a clean Scotch-Brite® pad or kitchen brush (that has not been in contact with food).



NOTE: An external thread on the faucet indicates a male fitting. An internal thread indicates a female fitting.

Diagram 2 - Tap Fittings

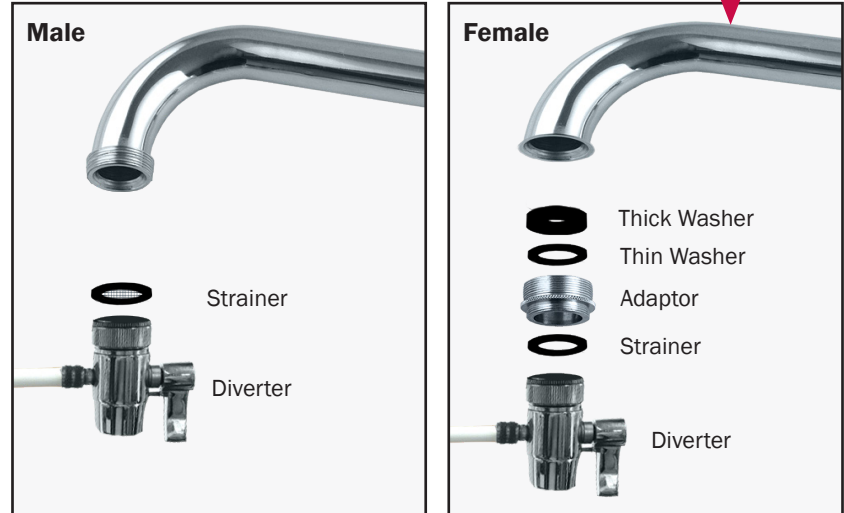


Diagram 3 - Labelled System Assembly



Components

- A** UltraCeram® Carbon *Made in UK*
- B** UltraCeram® Fluoride *Made in USA*
- 1** Stainless Steel Housing Sump *Made in USA*
- 2** Stainless Steel Spout
- 3** Outlet
- 4** Housing Stand
- 5** Hex Nipple
- 6** Inlet
- 7** Diverter Valve